

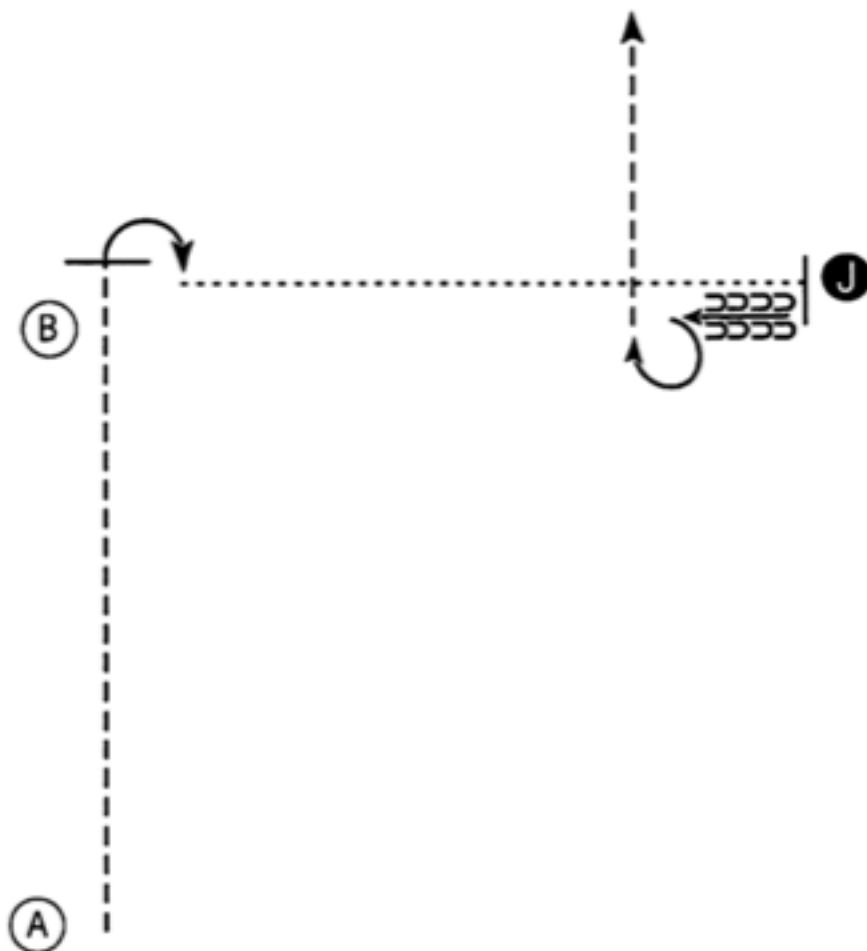
Lynden, WA

All Walk-Trot (Showmanship)

Show Date: 05-08-2021


www.HorseShowPatterns.com

www.HorseShowPatterns.com



All Amateur W/T, Walk Only

1. Begin at A. Trot from A past B
2. Stop and perform a 90 degree turn
3. Walk to the Judge, stop and set up for inspection
4. When dismissed back one horse length and perform a 270 degree turn
5. Trot to the line-up

Walk
Trot - - - - -
Back 
Marker (B)
Judge (J)

[S/WT-3]

Pattern Provided by:
Judges

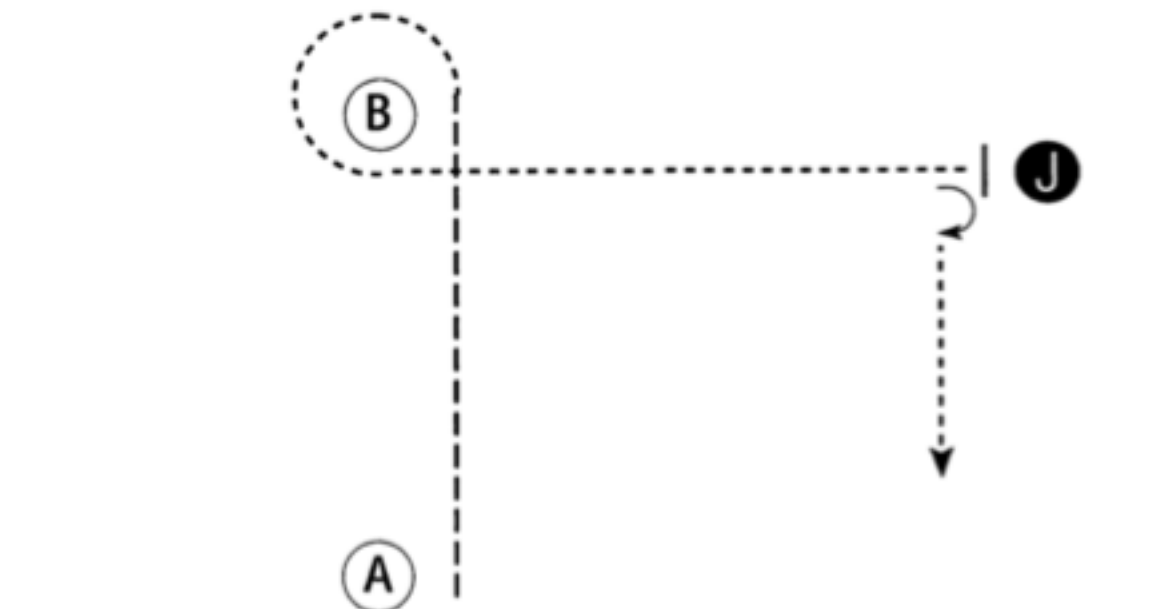
Lynden, WA

All Novice (Showmanship)

Show Date: 05-08-2021

www.HorseShowPatterns.com

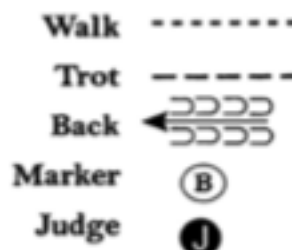
www.HorseShowPatterns.com



Be ready at A.

1. Trot from A to B.
2. Walk a tight circle around B.
3. Walk to judge.
4. Stop and set up for inspection.
5. When dismissed, perform a 90 degree turn and walk away.

Follow the directions of your ring steward.



[S/1-56]

Pattern Provided by:
Judges

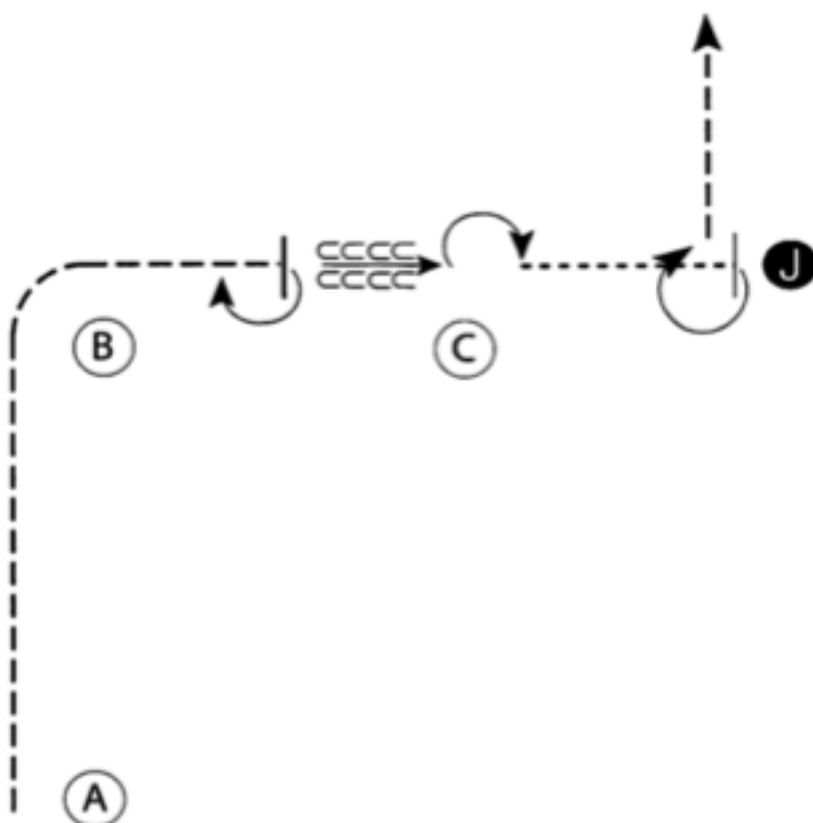
Lynden, WA

All Youth (Showmanship)

Show Date: 05-08-2021

www.HorseShowPatterns.com

www.HorseShowPatterns.com



1. Jog from A around B
2. Half way to C stop and perform a 180 degree turn
3. Back to C
4. Perform a 180 degree turn, walk to Judge and set up for inspection
5. When dismissed perform a 270 degree turn and trot to lineup

Walk -----
Trot -----
Back ←-----
Marker (B)
Judge (J)

[S/2-26]

Pattern Provided by:
Judges

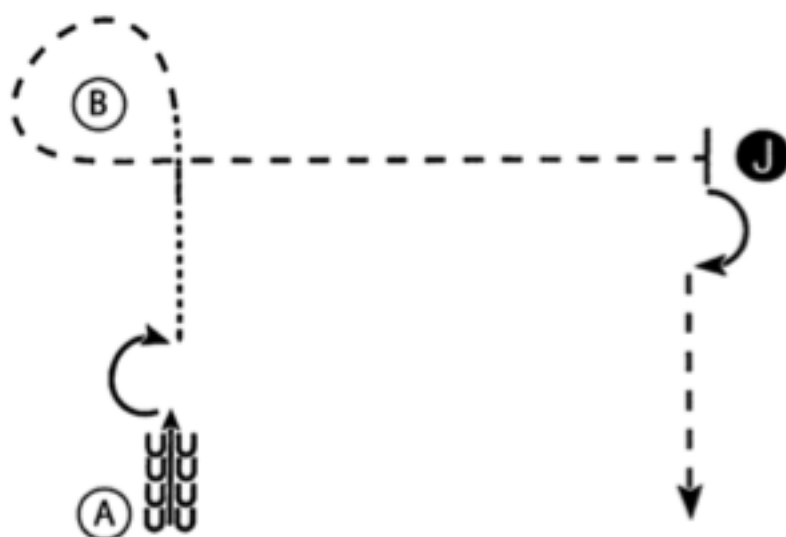
Lynden, WA

All Amateur (Showmanship)

Show Date: 05-08-2021

w w w . H o r s e S h o w P a t t e r n s . c o m

w w w . H o r s e S h o w P a t t e r n s . c o m



1. At A back 4 steps
2. Perform a 180 degree turn
3. Walk to B
4. At B trot around B and to the judge, set up for inspection
5. When dismissed perform a 90 degree turn and trot straight away from the judge

Walk
Trot - - - - -
Back ← [Back 4 steps symbol]
Marker (B)
Judge (J)

[S/2-1]

Pattern Provided by:
Judges